

**Conspiracy Theories?, Depopulation,  
UFO's**

**What's Up Prof? 24**

<https://steemit.com/news/@rebelskum/deagel-a-real-intelligence-organization-for-the-u-s-government-predicts-massive-global-depopulation-50-80>

# Deagel, a real intelligence organization for the U.S. government, predicts massive global depopulation (50-80%) by 2025 🗨️



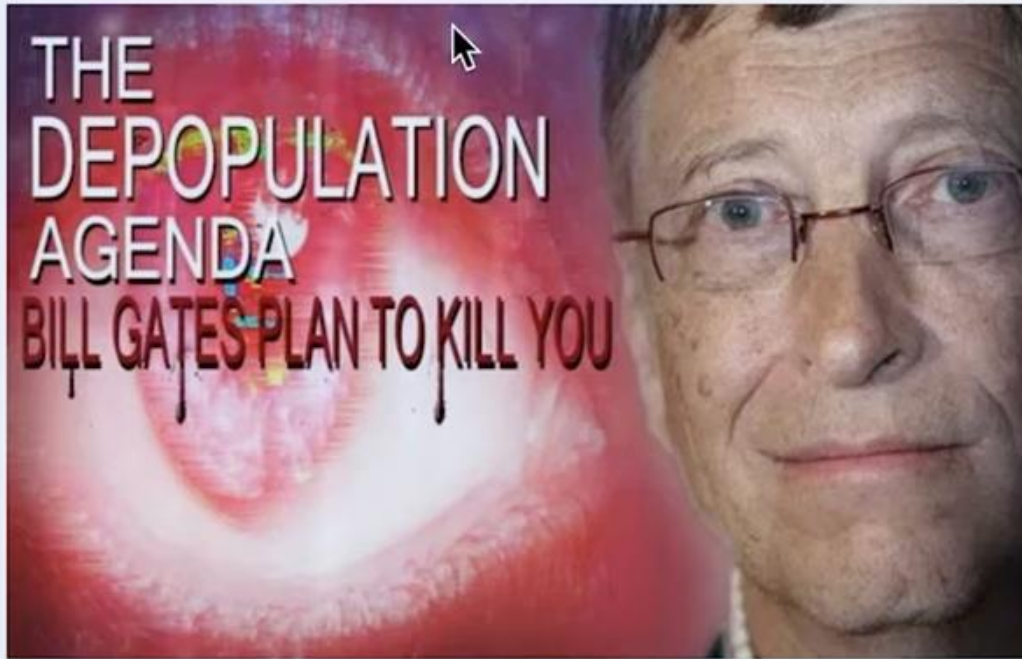
rebelskum (65) ▾ in #news • 3 years ago (edited)

**Deagel.com** **United States of America**

Default view (213)  10   36

|                        | Rank | %    | World Figures            |
|------------------------|------|------|--------------------------|
| Currency               | 1    | -    | US Dollar USD (\$) -     |
| Year                   | 1    | -    | 2013 - 2013              |
| Population             | 3    | 4.5  | 7.1 billion              |
| Area                   | 3    | 7.1  | 135 million sq. km.      |
| Density                | 156  | 63   | 52 inhabitants / sq. km. |
| Gross Domestic Product | 1    | 23   | \$74 billion             |
| GDP per capita         | 16   | 509  | \$10,375                 |
| Purchase Power Parity  | 11   | 433  | \$12,182                 |
| Budget                 | 1    | 22   | \$20 billion             |
| Military Budget        | 1    | 39   | \$1.8 billion            |
| Imports                | 1    | 12.9 | \$18 billion             |
| Exports                | 2    | 8.6  | \$18 billion             |
| <b>Forecast 2025</b>   |      |      |                          |
| Population             | 19   | 1.0  | 6.9 billion              |
| Density                | 168  | 14.0 | 50 inhabitants / sq. km. |
| Gross Domestic Product | 14   | 1.5  | \$60 billion             |
| GDP per capita         | 65   | 154  | \$8,671                  |
| Purchase Power Parity  | 96   | 92   | \$9,660                  |
| Military Budget        | 26   | 0.7  | \$1.1 billion            |

[https://www.algora.com/Algora\\_blog/2020/04/10/deagel-makes-mysterious-changes-to-2025-population-forecast-for-america-as-bill-gates-launches-grand-challenge-the-holy-grail-of-influenza-research-and-b](https://www.algora.com/Algora_blog/2020/04/10/deagel-makes-mysterious-changes-to-2025-population-forecast-for-america-as-bill-gates-launches-grand-challenge-the-holy-grail-of-influenza-research-and-b)



## ALGORA BLOG

### CORONA VIRUS

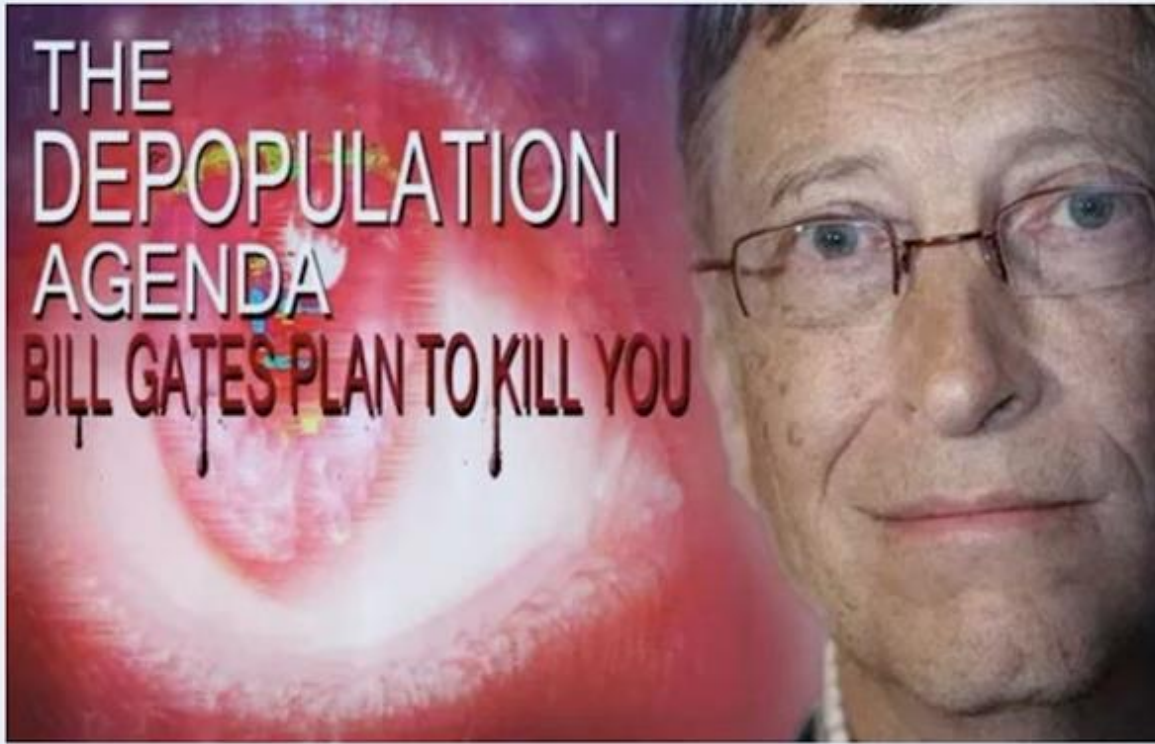
Deagel Makes Mysterious Changes To 2025 Population Forecast For America As Bill Gates Launches 'Grand Challenge': The 'Holy Grail Of Influenza Research' And 'Bridging The Valley Of Death'

[APRIL 10, 2020 ALGORA BLOG 1 COMMENT](#)

[All News Pipeline – by Stefan Stanford](#)

While Microsoft founder and vaccine propagandist Bill Gates recently warned that the [next deadly flu epidemic is just waiting around the corner and it could quickly lead to the deaths of more than 30 million people](#), we're not the least bit surprised that he also claims [a 'universal flu shot' is the answer to prevent such a deadly pandemic](#), this despite the fact that even medical experts claimed that this year's flu shot was hardly a preventive and actually led to the spread of the flu. BLOG

[https://www.algora.com/Algora\\_blog/2020/04/10/deagel-makes-mysterious-changes-to-2025-population-forecast-for-america-as-bill-gates-launches-gran-d-challenge-the-holy-grail-of-influenza-research-and-b](https://www.algora.com/Algora_blog/2020/04/10/deagel-makes-mysterious-changes-to-2025-population-forecast-for-america-as-bill-gates-launches-gran-d-challenge-the-holy-grail-of-influenza-research-and-b)



## ALGORA BLOG

With the Bill and Melinda Gates Foundation teaming up with Google co-founder Larry Page to launch the 'Grand Challenge' of what they call the 'holy grail of influenza research', an attempt to [develop a 'universal vaccine'](#), Gates and Page are giving out individual grants of between \$250,000 and \$2 million over 2 years to those attempting to develop such a universal flu shot with human testing set to begin by 2021.

Calling upon computational biology, bioinformatics, artificial intelligence, machine learning and other new technologies to be used as aids in the ongoing research, Gates and Page hope to 'bridge the funding' of such projects due to what they call the "valley of death" between novel concepts and clinical trial-ready products.

# Deagel's Sources ARE The 'Deep State'

## Government links & Sources

[United States Coast Guard](#)

[Department of Defense](#)

[Government](#)

[United States Air Force](#)

[United States Army](#)

[United States Marine Corps](#)

[United States Navy](#)

Sources: US Department of Defense, Department of State, CIA, World Bank and European Union.

And before you go and discount Deagel's numbers, its very important to know that their sources ARE the 'deep state' with the CIA, US Department of Defense, US Department of State and World Bank contributing data for their forecasts. So.... what does Deagel know what we don't know? Their sources make clear that whatever Deagel knows, the 'deep state' knows, too!

While Deagel leaves no explanation on their website about why they've made these changes to the 2025 forecast population of America, as we've previously reported on ANP, they did put out an explanation back in October of 2014 about why they were forecasting such a huge drop for America, 'a confluence of crisis' with a devastating result'. A brief excerpt from that 2014 explanation:

## DEAGEL.COM

Here is a partial list of known Deagel partners and clients, according to their own website:

- National Security Agency
- North Atlantic Treaty Organization (NATO – OTAN)
- Organisation for Economic Co-operation and Development (OECD)
- OSCE
- Russian Defense Procurement Agency
- Stratfor
- The World Bank
- United Nations (UN)

There have been many questions about the countries forecast specially the one focusing on the United States of America (USA). They won't be answered one by one but below you can find some explanation, thoughts and reflections. We are going to keep this as short as possible.

The majority of the economic and demographic data used in the making of the forecasts is widely available by institutions such as the CIA, IMF, UN, USG, etc.

Despite the numeric data "quantity" there is a "quality" model which has not a direct translation into numeric data. The 2014 strain of Ebola has a death rate of 50-60% but try to imagine what would happen if there is a pandemic of Ebola with hundreds of thousands or millions infected with the virus. So far the few cases of Ebola-infected people have "enjoyed" intensive healthcare with anti-viral and breathing assistance but above all with abundant human support by Physicians and nurses. In a pandemic scenario that kind of healthcare won't be available for the overwhelming number of infected leading to a dramatic increase of the death rate due to the lack of proper healthcare. The "quality" factor is that the death rate could increase to 80-90% in a pandemic scenario from the stated 50-60% rate. The figure itself is not important what is relevant is the fact that the scenario can evolve beyond the initial conditions from a 50% death toll to more than 90%. By the way, no pandemic or nuclear war is included in the forecast.

The key element to understand the process that the USA will enter in the upcoming decade is migration. In the past, specially in the 20th century, the key factor that allowed the USA to rise to its colossus status was immigration with the benefits of a demographic expansion supporting the credit expansion and the brain drain from the rest of the world benefiting the States. The collapse of the Western financial system will wipe out the standard of living of its population while ending ponzi schemes such as the stock exchange and the pension funds. The population will be hit so badly by a full array of bubbles and ponzi schemes that the migration engine will start to work in reverse accelerating itself due to ripple effects thus leading to the demise of the States. This unseen situation for the States will develop itself in a cascade pattern with unprecedented and devastating effects for the economy. Jobs offshoring will surely end with many American Corporations relocating overseas thus becoming foreign Corporations!!!! We see a significant part of the American population migrating to Latin America and Asia while migration to Europe - suffering a similar illness - won't be relevant. Nevertheless the death toll will be horrible.

Over the past two thousand years we have witnessed the Western civilization built around the Mediterranean Sea shifting to Northern Europe and then by the mid 20th century shifting to an Atlantic axis to finally get centered into the States in the past 30 years. The next move will see the civilization being centered in Asia with Russia and China on top. Historically a change in the economic paradigm has resulted in a death toll that is rarely highlighted by mainstream historians. When the transition from rural areas to large cities happened in Europe many people unable to accept the new paradigm killed themselves. They killed themselves by a psychological factor. This is not mainstream but it is true. A new crisis joins old, well known patterns with new ones.

Sorry to disappoint many of you with our forecast. It is getting worse and worse every year since the beginning of the pre-crisis in 2007. It is already said that this website is non-profit, built on spare time and we provide our information and services AS IS without further explanations and/or guarantees. We are not linked to any government in any way, shape or form. We are not a death or satanic cult or arms dealers as some BS is floating around the internet on this topic. Take into account that the forecast is nothing more than a model whether flawed or correct. It is not God's word or a magic device that allows to foresee the future.

Sunday, October 26th, 2014

<http://www.deagel.com/country/forecast.aspx?pag=3&sort=GDP&ord=DESC>

Subscribe




Like 25 Tweet Share 5

|                                |                             | Rank | %    | World Figures              |
|--------------------------------|-----------------------------|------|------|----------------------------|
| <i>Currency:</i>               | Indian Rupee INR            | -    | -    | -                          |
| <i>Year:</i>                   | 2017                        | -    | -    | 2017                       |
| <i>Population:</i>             | 1.3 billion                 | 2    | 17.3 | 7.4 billion                |
| <i>Surface:</i>                | 3.3 million sq. km.         | 7    | 2.5  | 133 million sq. km.        |
| <i>Density:</i>                | 390 inhabitants / sq. km.   | 23   | 709  | 55 inhabitants / sq. km.   |
| <i>Gross Domestic Product:</i> | \$2.4 trillion              | 7    | 3.1  | \$79 trillion              |
| <i>GDP per capita:</i>         | \$1,906                     | 160  | 17.8 | \$10,710                   |
| <i>Purchase Power Parity:</i>  | \$7,200                     | 142  | 42   | \$16,976                   |
| <i>Budget:</i>                 | \$330 billion               | 15   | 1.3  | \$26 trillion              |
| <i>Military Budget:</i>        | \$59 billion                | 5    | 3.4  | \$1.7 trillion             |
| <i>Imports:</i>                | \$427 billion               | 10   | 2.6  | \$16 trillion              |
| <i>Exports:</i>                | \$299 billion               | 19   | 1.8  | \$17 trillion              |
| <b>Forecast 2025</b>           |                             |      |      |                            |
| <i>Population:</i>             | ▲ 1.3 billion               | 2    | 19.5 | ▼ 6.9 billion              |
| <i>Density:</i>                | ▲ 409 inhabitants / sq. km. | 12   | 802  | ▼ 51 inhabitants / sq. km. |
| <i>Gross Domestic Product:</i> | ▲ \$5.1 trillion            | 2    | 7.9  | ▼ \$65 trillion            |
| <i>GDP per capita:</i>         | ▲ \$3,819                   | 127  | 41   | ▼ \$9,421                  |
| <i>Purchase Power Parity:</i>  | ▼ \$5,456                   | 124  | 47   | ▼ \$11,634                 |

Google

This page can't load Google Maps correctly.

[Do you own this website?](#) OK





# Germany



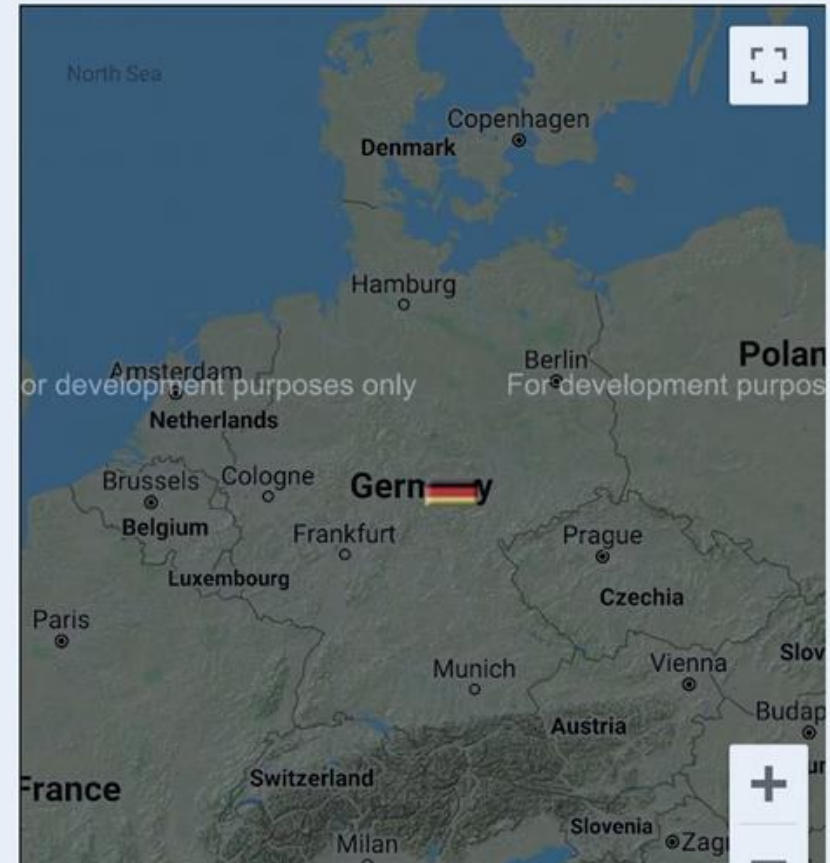
Like 4.5K

Tweet

Share

533

|                                |                            | Rank | %   | World Figures              |
|--------------------------------|----------------------------|------|-----|----------------------------|
| <i>Currency:</i>               | Euro EUR (€)               | -    | -   | -                          |
| <i>Year:</i>                   | 2017                       | -    | -   | 2017                       |
| <i>Population:</i>             | 81 million                 | 19   | 1.1 | 7.4 billion                |
| <i>Surface:</i>                | 357,021 sq. km.            | 63   | 0.3 | 133 million sq. km.        |
| <i>Density:</i>                | 226 inhabitants / sq. km.  | 45   | 411 | 55 inhabitants / sq. km.   |
| <i>Gross Domestic Product:</i> | \$3.7 trillion             | 4    | 4.6 | \$79 trillion              |
| <i>GDP per capita:</i>         | \$45,291                   | 27   | 423 | \$10,710                   |
| <i>Purchase Power Parity:</i>  | \$50,200                   | 23   | 296 | \$16,976                   |
| <i>Budget:</i>                 | \$1.6 trillion             | 4    | 6.1 | \$26 trillion              |
| <i>Military Budget:</i>        | \$43 billion               | 9    | 2.5 | \$1.7 trillion             |
| <i>Imports:</i>                | \$1.1 trillion             | 3    | 6.8 | \$16 trillion              |
| <i>Exports:</i>                | \$1.4 trillion             | 3    | 8.4 | \$17 trillion              |
| <b>Forecast 2025</b>           |                            |      |     |                            |
| <i>Population:</i>             | ▼ 28 million               | 42   | 0.4 | ▼ 6.9 billion              |
| <i>Density:</i>                | ▼ 79 inhabitants / sq. km. | 81   | 155 | ▼ 51 inhabitants / sq. km. |
| <i>Gross Domestic Product:</i> | ▼ \$621 billion            | 22   | 1.0 | ▼ \$65 trillion            |
| <i>GDP per capita:</i>         | ▼ \$22,056                 | 34   | 234 | ▼ \$9,421                  |
| <i>Purchase Power Parity:</i>  | ▼ \$14,704                 | 69   | 126 | ▼ \$11,634                 |



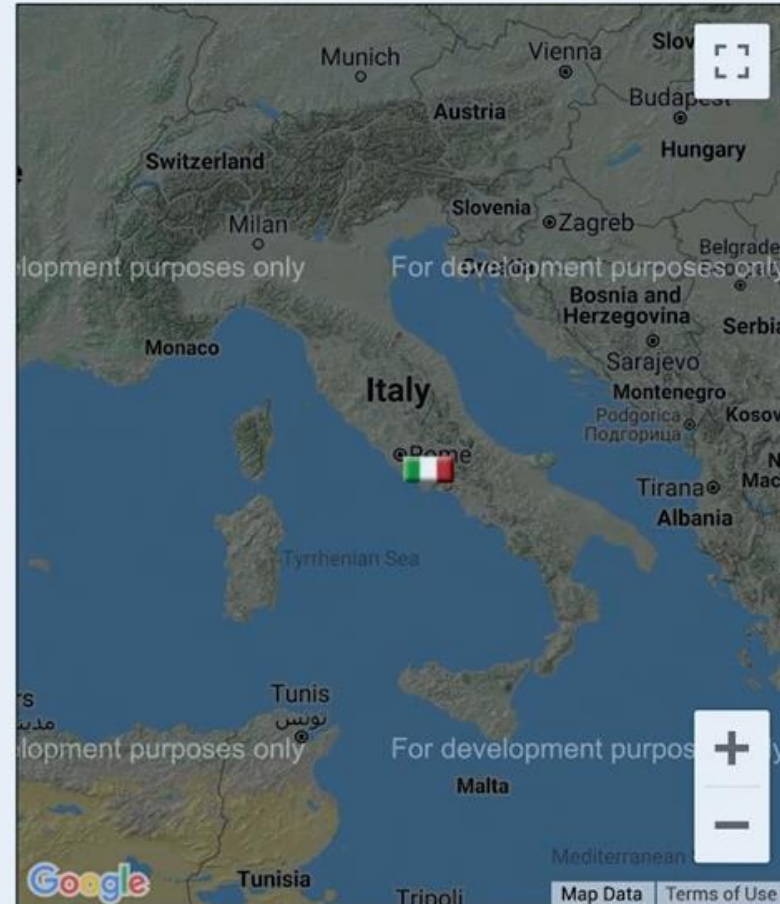



Like 2.8K Tweet Share 201

|                                |                           | Rank | %   | World Figures            |
|--------------------------------|---------------------------|------|-----|--------------------------|
| <i>Currency:</i>               | Euro EUR (€)              | -    | -   | -                        |
| <i>Year:</i>                   | 2017                      | -    | -   | 2017                     |
| <i>Population:</i>             | 62 million                | 23   | 0.8 | 7.4 billion              |
| <i>Surface:</i>                | 301,230 sq. km.           | 71   | 0.2 | 133 million sq. km.      |
| <i>Density:</i>                | 206 inhabitants / sq. km. | 52   | 375 | 55 inhabitants / sq. km. |
| <i>Gross Domestic Product:</i> | \$1.9 trillion            | 9    | 2.4 | \$79 trillion            |
| <i>GDP per capita:</i>         | \$30,898                  | 40   | 288 | \$10,710                 |
| <i>Purchase Power Parity:</i>  | \$38,000                  | 44   | 224 | \$16,976                 |
| <i>Budget:</i>                 | \$928 billion             | 7    | 3.6 | \$26 trillion            |
| <i>Military Budget:</i>        | \$29 billion              | 11   | 1.7 | \$1.7 trillion           |
| <i>Imports:</i>                | \$427 billion             | 11   | 2.6 | \$16 trillion            |
| <i>Exports:</i>                | \$499 billion             | 8    | 3.0 | \$17 trillion            |

*Forecast 2025*

|                                |                             |    |     |                            |
|--------------------------------|-----------------------------|----|-----|----------------------------|
| <i>Population:</i>             | ▼ 44 million                | 24 | 0.6 | ▼ 6.9 billion              |
| <i>Density:</i>                | ▼ 145 inhabitants / sq. km. | 40 | 284 | ▼ 51 inhabitants / sq. km. |
| <i>Gross Domestic Product:</i> | ▼ \$1.3 trillion            | 9  | 2.0 | ▼ \$65 trillion            |
| <i>GDP per capita:</i>         | ▼ \$29,949                  | 16 | 318 | ▼ \$9,421                  |
| <i>Purchase Power Parity:</i>  | ▼ \$21,600                  | 33 | 186 | ▼ \$11,634                 |
| <i>Military Budget:</i>        | ▼ \$13 billion              | 16 | 1.1 | ▼ \$1.2 trillion           |





# Japan

Like 20

Tweet

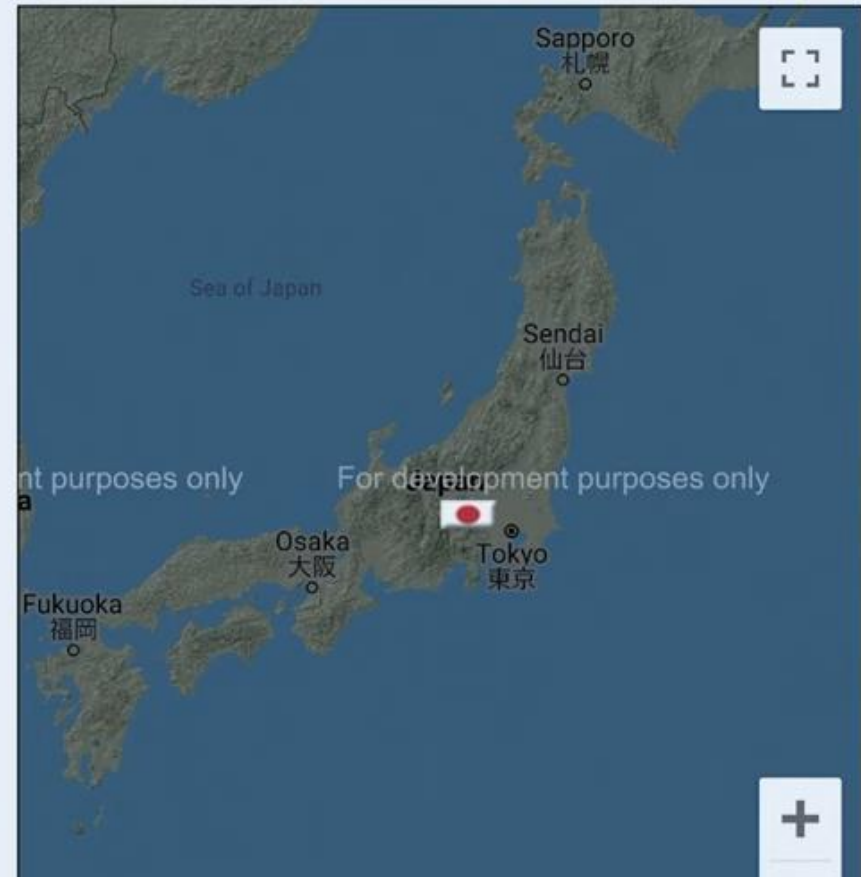
Share

14

|                                |                           | Rank | %   | World Figures            |
|--------------------------------|---------------------------|------|-----|--------------------------|
| <i>Currency:</i>               | Japanese Yen JPY (¥)      | -    | -   | -                        |
| <i>Year:</i>                   | 2017                      | -    | -   | 2017                     |
| <i>Population:</i>             | 126 million               | 10   | 1.7 | 7.4 billion              |
| <i>Surface:</i>                | 377,835 sq. km.           | 62   | 0.3 | 133 million sq. km.      |
| <i>Density:</i>                | 335 inhabitants / sq. km. | 29   | 609 | 55 inhabitants / sq. km. |
| <i>Gross Domestic Product:</i> | \$4.9 trillion            | 3    | 6.2 | \$79 trillion            |
| <i>GDP per capita:</i>         | \$38,592                  | 34   | 360 | \$10,710                 |
| <i>Purchase Power Parity:</i>  | \$42,700                  | 37   | 252 | \$16,976                 |
| <i>Budget:</i>                 | \$1.9 trillion            | 3    | 7.3 | \$26 trillion            |
| <i>Military Budget:</i>        | \$45 billion              | 8    | 2.6 | \$1.7 trillion           |
| <i>Imports:</i>                | \$626 billion             | 4    | 3.9 | \$16 trillion            |
| <i>Exports:</i>                | \$683 billion             | 4    | 4.1 | \$17 trillion            |

### Forecast 2025

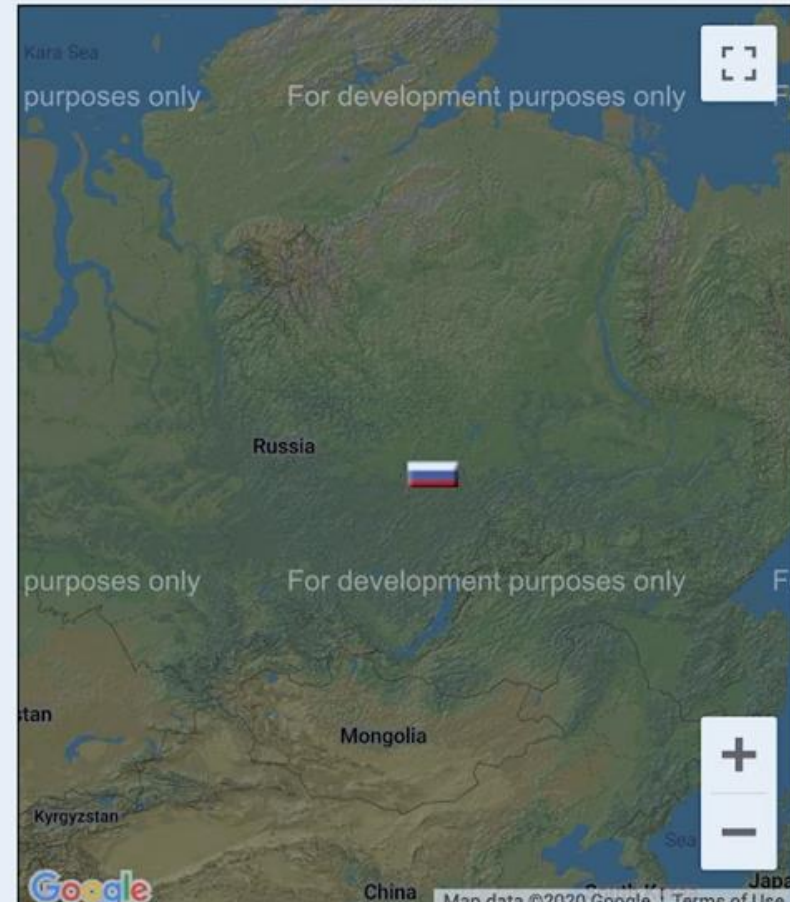
|                                |                             |    |     |                            |
|--------------------------------|-----------------------------|----|-----|----------------------------|
| <i>Population:</i>             | ▼ 103 million               | 12 | 1.5 | ▼ 6.9 billion              |
| <i>Density:</i>                | ▼ 273 inhabitants / sq. km. | 22 | 535 | ▼ 51 inhabitants / sq. km. |
| <i>Gross Domestic Product:</i> | ▼ \$3.1 trillion            | 4  | 4.7 | ▼ \$65 trillion            |
| <i>GDP per capita:</i>         | ▼ \$29,601                  | 17 | 314 | ▼ \$9,421                  |






Like 78 Tweet Share 35

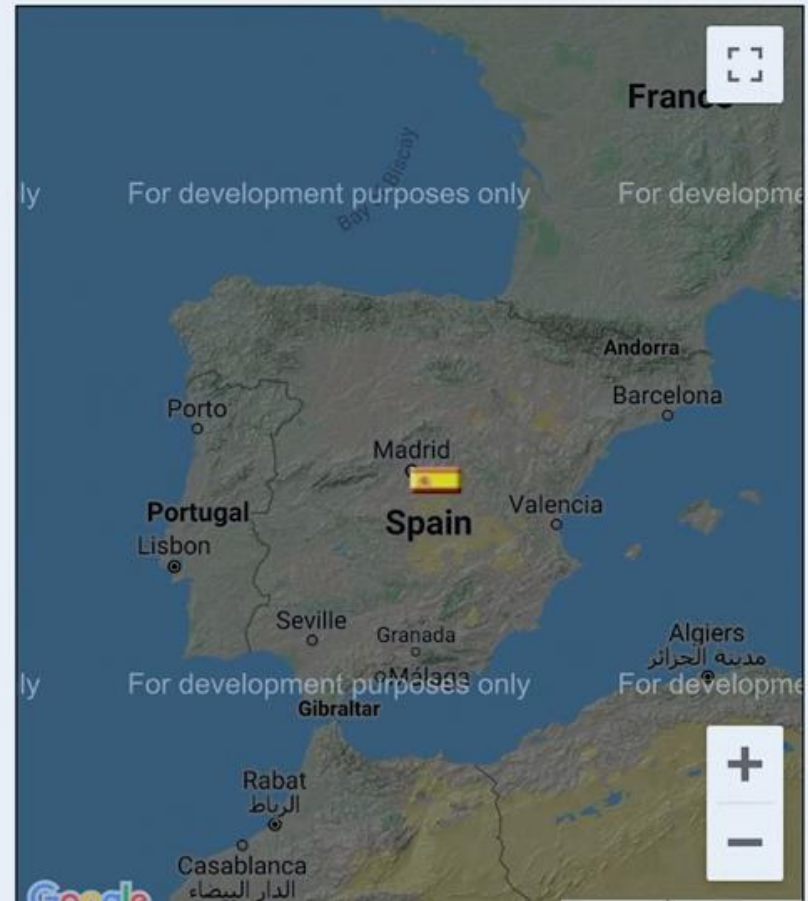
|                                |                           | Rank | %    | World Figures              |
|--------------------------------|---------------------------|------|------|----------------------------|
| <i>Currency:</i>               | Russian Rouble RUB        | -    | -    | -                          |
| <i>Year:</i>                   | 2017                      | -    | -    | 2017                       |
| <i>Population:</i>             | 142 million               | 9    | 1.9  | 7.4 billion                |
| <i>Surface:</i>                | 17 million sq. km.        | 1    | 12.8 | 133 million sq. km.        |
| <i>Density:</i>                | 8 inhabitants / sq. km.   | 196  | 14.5 | 55 inhabitants / sq. km.   |
| <i>Gross Domestic Product:</i> | \$1.6 trillion            | 12   | 2.0  | \$79 trillion              |
| <i>GDP per capita:</i>         | \$11,106                  | 83   | 104  | \$10,710                   |
| <i>Purchase Power Parity:</i>  | \$27,900                  | 64   | 164  | \$16,976                   |
| <i>Budget:</i>                 | \$288 billion             | 17   | 1.1  | \$26 trillion              |
| <i>Military Budget:</i>        | \$79 billion              | 3    | 4.5  | \$1.7 trillion             |
| <i>Imports:</i>                | \$213 billion             | 21   | 1.3  | \$16 trillion              |
| <i>Exports:</i>                | \$337 billion             | 14   | 2.0  | \$17 trillion              |
| <b>Forecast 2025</b>           |                           |      |      |                            |
| <i>Population:</i>             | ▼ 142 million             | 8    | 2.1  | ▼ 6.9 billion              |
| <i>Density:</i>                | ▼ 8 inhabitants / sq. km. | 171  | 15.7 | ▼ 51 inhabitants / sq. km. |
| <i>Gross Domestic Product:</i> | ▲ \$4.3 trillion          | 3    | 6.7  | ▼ \$65 trillion            |
| <i>GDP per capita:</i>         | ▲ \$30,490                | 15   | 324  | ▼ \$9,421                  |
| <i>Purchase Power Parity:</i>  | ▲ \$43,557                | 5    | 374  | ▼ \$11,634                 |
| <i>Military Budget:</i>        | ▲ \$186 billion           | 2    | 16.1 | ▼ \$1.2 trillion           |






Like 515
Tweet
Share
36

|                         |                            | Rank | %   | World Figures              |
|-------------------------|----------------------------|------|-----|----------------------------|
| Currency:               | Euro EUR (€)               | -    | -   | -                          |
| Year:                   | 2017                       | -    | -   | 2017                       |
| Population:             | 49 million                 | 28   | 0.7 | 7.4 billion                |
| Surface:                | 504,782 sq. km.            | 52   | 0.4 | 133 million sq. km.        |
| Density:                | 97 inhabitants / sq. km.   | 96   | 176 | 55 inhabitants / sq. km.   |
| Gross Domestic Product: | \$1.3 trillion             | 14   | 1.7 | \$79 trillion              |
| GDP per capita:         | \$26,757                   | 47   | 250 | \$10,710                   |
| Purchase Power Parity:  | \$38,200                   | 43   | 225 | \$16,976                   |
| Budget:                 | \$536 billion              | 11   | 2.1 | \$26 trillion              |
| Military Budget:        | \$12 billion               | 18   | 0.7 | \$1.7 trillion             |
| Imports:                | \$333 billion              | 13   | 2.1 | \$16 trillion              |
| Exports:                | \$302 billion              | 18   | 1.8 | \$17 trillion              |
| <b>Forecast 2025</b>    |                            |      |     |                            |
| Population:             | ▼ 28 million               | 44   | 0.4 | ▼ 6.9 billion              |
| Density:                | ▼ 55 inhabitants / sq. km. | 107  | 108 | ▼ 51 inhabitants / sq. km. |
| Gross Domestic Product: | ▼ \$553 billion            | 26   | 0.9 | ▼ \$65 trillion            |
| GDP per capita:         | ▼ \$19,932                 | 42   | 212 | ▼ \$9,421                  |
| Purchase Power Parity:  | ▼ \$13,986                 | 73   | 120 | ▼ \$11,634                 |
| Military Budget:        | ▼ \$2.1 billion            | 58   | 0.2 | ▼ \$1.2 trillion           |






Like 402 Tweet Share 36

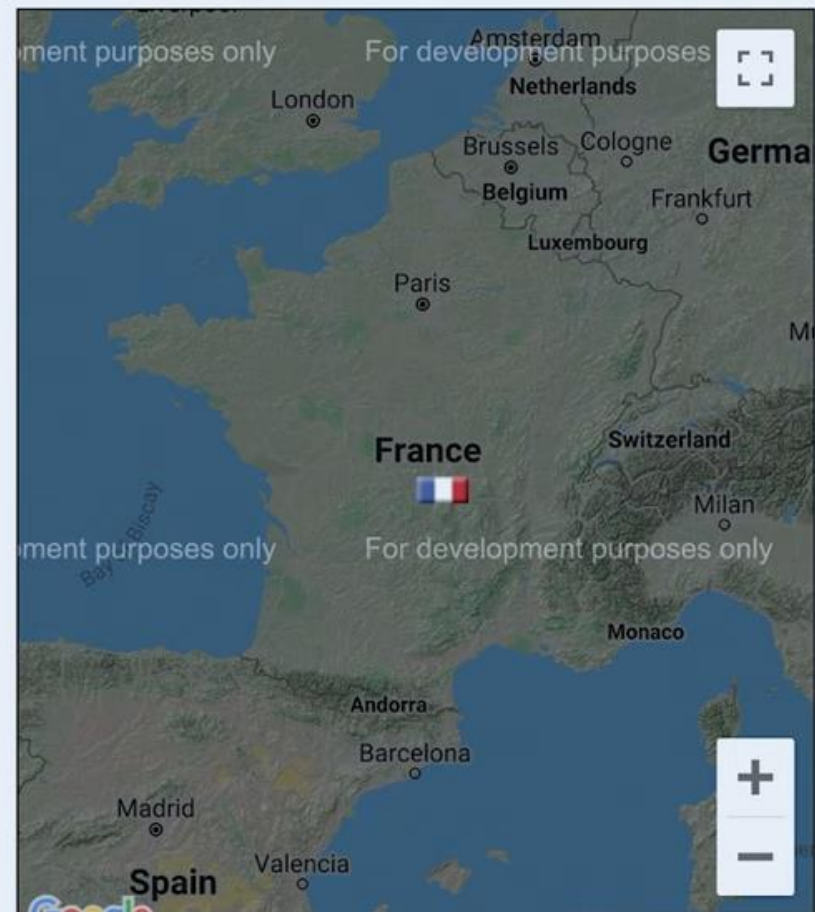
|                                |                             | Rank | %    | World Figures              |
|--------------------------------|-----------------------------|------|------|----------------------------|
| <i>Currency:</i>               | -                           | -    | -    | -                          |
| <i>Year:</i>                   | 2017                        | -    | -    | 2017                       |
| <i>Population:</i>             | 8.3 million                 | 97   | 0.1  | 7.4 billion                |
| <i>Surface:</i>                | 20,770 sq. km.              | 151  | 0.02 | 133 million sq. km.        |
| <i>Density:</i>                | 400 inhabitants / sq. km.   | 22   | 727  | 55 inhabitants / sq. km.   |
| <i>Gross Domestic Product:</i> | \$348 billion               | 32   | 0.4  | \$79 trillion              |
| <i>GDP per capita:</i>         | \$41,928                    | 30   | 391  | \$10,710                   |
| <i>Purchase Power Parity:</i>  | \$36,200                    | 48   | 213  | \$16,976                   |
| <i>Budget:</i>                 | \$102 billion               | 33   | 0.4  | \$26 trillion              |
| <i>Military Budget:</i>        | \$20 billion                | 14   | 1.1  | \$1.7 trillion             |
| <i>Imports:</i>                | \$67 billion                | 42   | 0.4  | \$16 trillion              |
| <i>Exports:</i>                | \$61 billion                | 44   | 0.4  | \$17 trillion              |
| <b>Forecast 2025</b>           |                             |      |      |                            |
| <i>Population:</i>             | ▼ 4.0 million               | 117  | 0.06 | ▼ 6.9 billion              |
| <i>Density:</i>                | ▼ 192 inhabitants / sq. km. | 34   | 376  | ▼ 51 inhabitants / sq. km. |
| <i>Gross Domestic Product:</i> | ▼ \$70 billion              | 78   | 0.1  | ▼ \$65 trillion            |
| <i>GDP per capita:</i>         | ▼ \$17,697                  | 48   | 188  | ▼ \$9,421                  |
| <i>Purchase Power Parity:</i>  | ▼ \$11,798                  | 82   | 101  | ▼ \$11,634                 |
| <i>Military Budget:</i>        | ▼ \$1.7 billion             | 64   | 0.1  | ▼ \$1.2 trillion           |






Like 834
Tweet
Share
73

|                                |                            | Rank | %   | World Figures              |
|--------------------------------|----------------------------|------|-----|----------------------------|
| <i>Currency:</i>               | Euro EUR (€)               | -    | -   | -                          |
| <i>Year:</i>                   | 2017                       | -    | -   | 2017                       |
| <i>Population:</i>             | 67 million                 | 21   | 0.9 | 7.4 billion                |
| <i>Surface:</i>                | 547,030 sq. km.            | 49   | 0.4 | 133 million sq. km.        |
| <i>Density:</i>                | 123 inhabitants / sq. km.  | 77   | 224 | 55 inhabitants / sq. km.   |
| <i>Gross Domestic Product:</i> | \$2.6 trillion             | 5    | 3.2 | \$79 trillion              |
| <i>GDP per capita:</i>         | \$38,301                   | 37   | 358 | \$10,710                   |
| <i>Purchase Power Parity:</i>  | \$43,600                   | 35   | 257 | \$16,976                   |
| <i>Budget:</i>                 | \$1.4 trillion             | 5    | 5.4 | \$26 trillion              |
| <i>Military Budget:</i>        | \$58 billion               | 6    | 3.3 | \$1.7 trillion             |
| <i>Imports:</i>                | \$576 billion              | 6    | 3.6 | \$16 trillion              |
| <i>Exports:</i>                | \$541 billion              | 6    | 3.2 | \$17 trillion              |
| <b>Forecast 2025</b>           |                            |      |     |                            |
| <i>Population:</i>             | ▼ 39 million               | 29   | 0.6 | ▼ 6.9 billion              |
| <i>Density:</i>                | ▼ 72 inhabitants / sq. km. | 91   | 141 | ▼ 51 inhabitants / sq. km. |
| <i>Gross Domestic Product:</i> | ▼ \$1.1 trillion           | 10   | 1.7 | ▼ \$65 trillion            |
| <i>GDP per capita:</i>         | ▼ \$27,552                 | 20   | 292 | ▼ \$9,421                  |
| <i>Purchase Power Parity:</i>  | ▼ \$18,368                 | 45   | 158 | ▼ \$11,634                 |
| <i>Military Budget:</i>        | ▼ \$11 billion             | 20   | 0.9 | ▼ \$1.2 trillion           |





# Canada



Like 715

Tweet

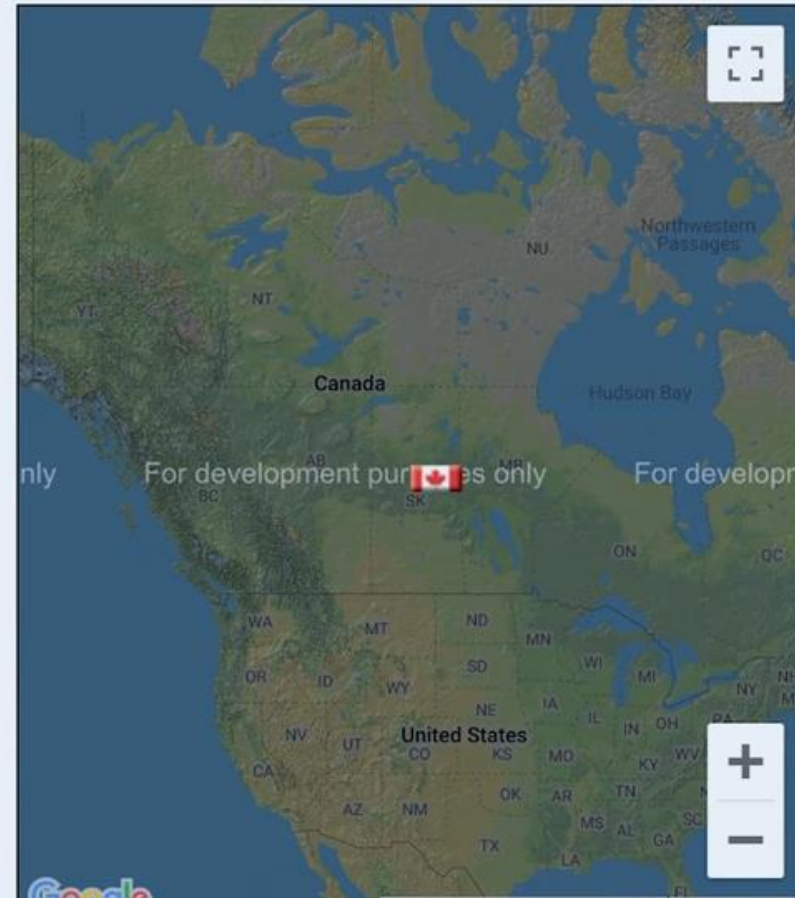
Share

95

|                                |                          | Rank | %   | World Figures            |
|--------------------------------|--------------------------|------|-----|--------------------------|
| <i>Currency:</i>               | Canadian Dollar CAD (\$) | -    | -   | -                        |
| <i>Year:</i>                   | 2017                     | -    | -   | 2017                     |
| <i>Population:</i>             | 36 million               | 38   | 0.5 | 7.4 billion              |
| <i>Surface:</i>                | 10.0 million sq. km.     | 2    | 7.5 | 133 million sq. km.      |
| <i>Density:</i>                | 4 inhabitants / sq. km.  | 203  | 7.3 | 55 inhabitants / sq. km. |
| <i>Gross Domestic Product:</i> | \$1.6 trillion           | 10   | 2.1 | \$79 trillion            |
| <i>GDP per capita:</i>         | \$46,042                 | 24   | 430 | \$10,710                 |
| <i>Purchase Power Parity:</i>  | \$48,100                 | 30   | 283 | \$16,976                 |
| <i>Budget:</i>                 | \$657 billion            | 10   | 2.5 | \$26 trillion            |
| <i>Military Budget:</i>        | \$16 billion             | 16   | 0.9 | \$1.7 trillion           |
| <i>Imports:</i>                | \$444 billion            | 8    | 2.7 | \$16 trillion            |
| <i>Exports:</i>                | \$433 billion            | 10   | 2.6 | \$17 trillion            |

### Forecast 2025

|                                |                           |     |     |                            |
|--------------------------------|---------------------------|-----|-----|----------------------------|
| <i>Population:</i>             | ▼ 26 million              | 46  | 0.4 | ▼ 6.9 billion              |
| <i>Density:</i>                | ▼ 3 inhabitants / sq. km. | 179 | 5.9 | ▼ 51 inhabitants / sq. km. |
| <i>Gross Domestic Product:</i> | ▼ \$1.1 trillion          | 11  | 1.6 | ▼ \$65 trillion            |
| <i>GDP per capita:</i>         | ▼ \$39,970                | 11  | 424 | ▼ \$9,421                  |
| <i>Purchase Power Parity:</i>  | ▼ \$25,208                | 24  | 217 | ▼ \$11,634                 |
| <i>Military Budget:</i>        | ▼ \$6.4 billion           | 28  | 0.6 | ▼ \$1.2 trillion           |



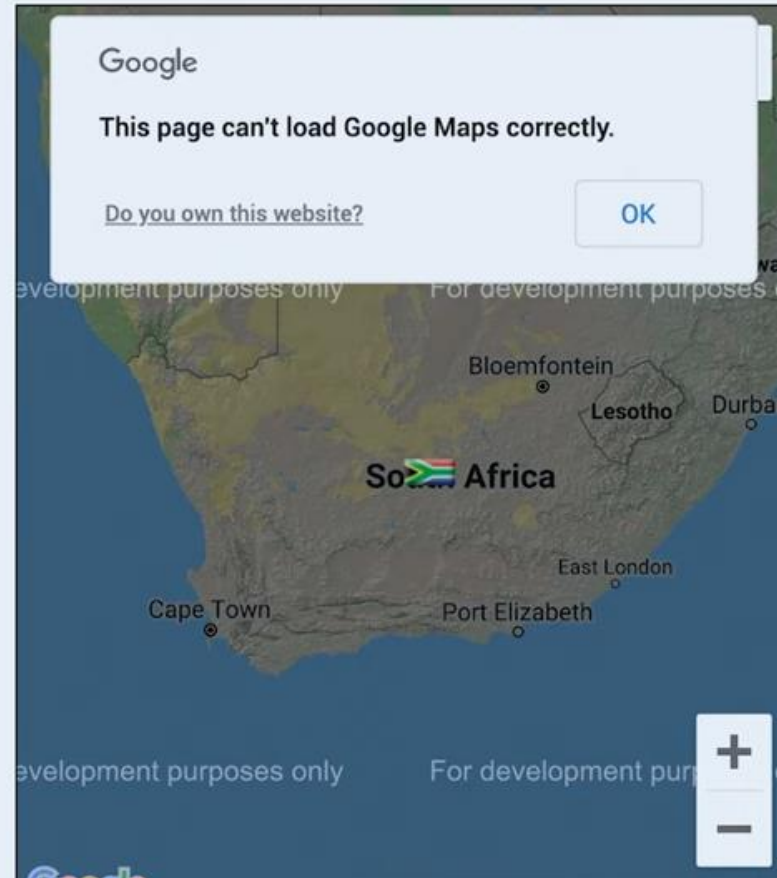




# South Africa

Like 28 Tweet Share 10

|                                |                            | Rank | %   | World Figures              |
|--------------------------------|----------------------------|------|-----|----------------------------|
| <i>Currency:</i>               | South African Rand ZAR     | -    | -   | -                          |
| <i>Year:</i>                   | 2017                       | -    | -   | 2017                       |
| <i>Population:</i>             | 55 million                 | 25   | 0.7 | 7.4 billion                |
| <i>Surface:</i>                | 1.2 million sq. km.        | 25   | 0.9 | 133 million sq. km.        |
| <i>Density:</i>                | 45 inhabitants / sq. km.   | 146  | 82  | 55 inhabitants / sq. km.   |
| <i>Gross Domestic Product:</i> | \$344 billion              | 33   | 0.4 | \$79 trillion              |
| <i>GDP per capita:</i>         | \$6,275                    | 106  | 59  | \$10,710                   |
| <i>Purchase Power Parity:</i>  | \$13,400                   | 106  | 79  | \$16,976                   |
| <i>Budget:</i>                 | \$103 billion              | 31   | 0.4 | \$26 trillion              |
| <i>Military Budget:</i>        | \$3.7 billion              | 45   | 0.2 | \$1.7 trillion             |
| <i>Imports:</i>                | \$80 billion               | 36   | 0.5 | \$16 trillion              |
| <i>Exports:</i>                | \$78 billion               | 38   | 0.5 | \$17 trillion              |
| <b>Forecast 2025</b>           |                            |      |     |                            |
| <i>Population:</i>             | ▼ 46 million               | 23   | 0.7 | ▼ 6.9 billion              |
| <i>Density:</i>                | ▼ 38 inhabitants / sq. km. | 126  | 75  | ▼ 51 inhabitants / sq. km. |
| <i>Gross Domestic Product:</i> | ▼ \$326 billion            | 37   | 0.5 | ▼ \$65 trillion            |
| <i>GDP per capita:</i>         | ▲ \$7,089                  | 95   | 75  | ▼ \$9,421                  |
| <i>Purchase Power Parity:</i>  | ▼ \$8,725                  | 100  | 75  | ▼ \$11,634                 |
| <i>Military Budget:</i>        | ▼ \$2.3 billion            | 55   | 0.2 | ▼ \$1.2 trillion           |



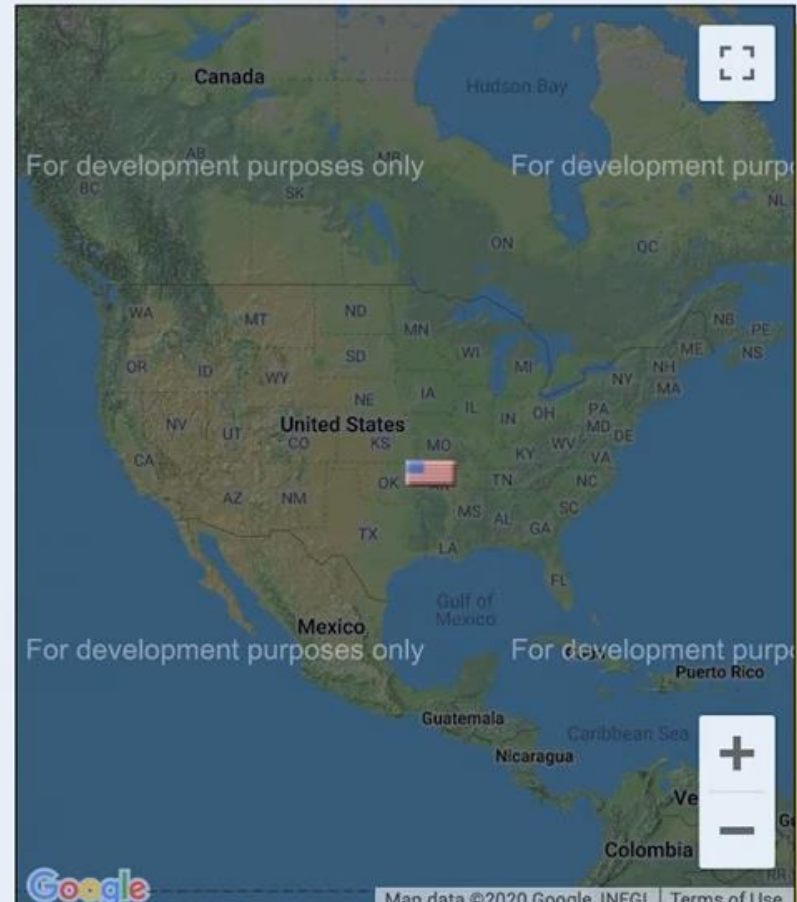


# United States of America



Like 25K Tweet Share 2.3K

|                                |                            | Rank | %    | World Figures              |
|--------------------------------|----------------------------|------|------|----------------------------|
| <i>Currency:</i>               | US Dollar USD (\$)         | -    | -    | -                          |
| <i>Year:</i>                   | 2017                       | -    | -    | 2017                       |
| <i>Population:</i>             | 327 million                | 3    | 4.4  | 7.4 billion                |
| <i>Surface:</i>                | 9.6 million sq. km.        | 3    | 7.2  | 133 million sq. km.        |
| <i>Density:</i>                | 34 inhabitants / sq. km.   | 157  | 62   | 55 inhabitants / sq. km.   |
| <i>Gross Domestic Product:</i> | \$19 trillion              | 1    | 24   | \$79 trillion              |
| <i>GDP per capita:</i>         | \$59,274                   | 14   | 553  | \$10,710                   |
| <i>Purchase Power Parity:</i>  | \$59,500                   | 15   | 350  | \$16,976                   |
| <i>Budget:</i>                 | \$6.3 trillion             | 1    | 24   | \$26 trillion              |
| <i>Military Budget:</i>        | \$637 billion              | 1    | 36   | \$1.7 trillion             |
| <i>Imports:</i>                | \$2.4 trillion             | 1    | 14.5 | \$16 trillion              |
| <i>Exports:</i>                | \$1.6 trillion             | 2    | 9.5  | \$17 trillion              |
| <b>Forecast 2025</b>           |                            |      |      |                            |
| <i>Population:</i>             | ▼ 100 million              | 14   | 1.4  | ▼ 6.9 billion              |
| <i>Density:</i>                | ▼ 10 inhabitants / sq. km. | 168  | 19.6 | ▼ 51 inhabitants / sq. km. |
| <i>Gross Domestic Product:</i> | ▼ \$2.4 trillion           | 6    | 3.8  | ▼ \$65 trillion            |
| <i>GDP per capita:</i>         | ▼ \$24,561                 | 24   | 261  | ▼ \$9,421                  |
| <i>Purchase Power Parity:</i>  | ▼ \$16,374                 | 57   | 141  | ▼ \$11,634                 |
| <i>Military Budget:</i>        | ▼ \$32 billion             | 6    | 2.8  | ▼ \$1.2 trillion           |

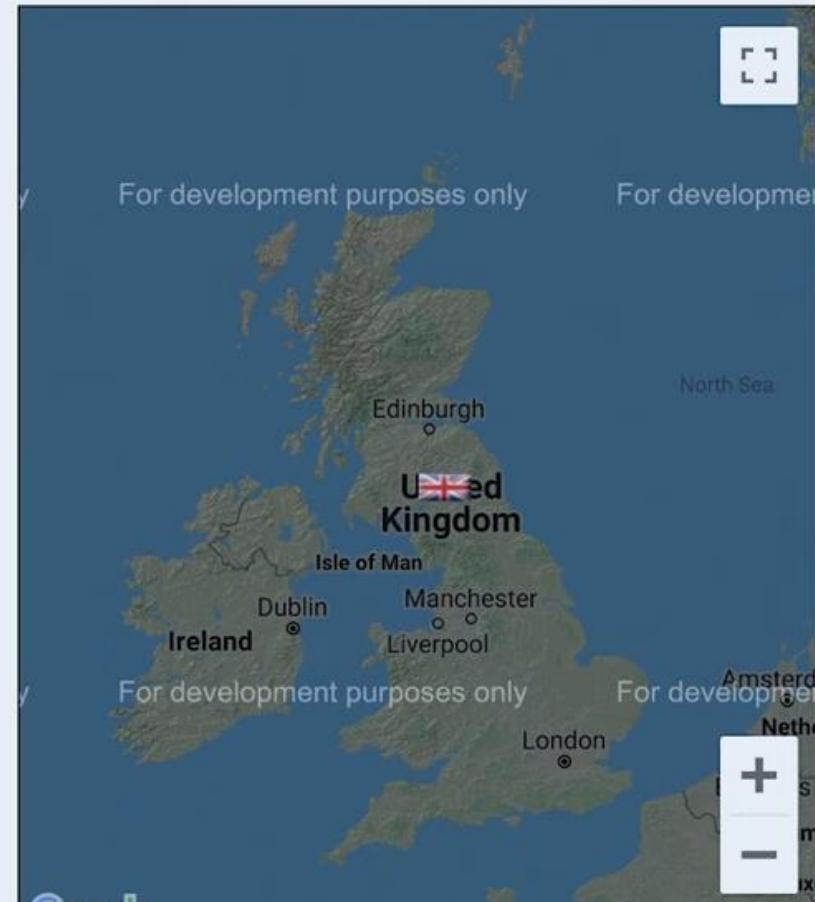




# United Kingdom

Like 5.2K Tweet Share 418

|                                |                            | Rank | %   | World Figures              |
|--------------------------------|----------------------------|------|-----|----------------------------|
| <i>Currency:</i>               | British Pound GBP (£)      | -    | -   | -                          |
| <i>Year:</i>                   | 2017                       | -    | -   | 2017                       |
| <i>Population:</i>             | 66 million                 | 22   | 0.9 | 7.4 billion                |
| <i>Surface:</i>                | 244,820 sq. km.            | 78   | 0.2 | 133 million sq. km.        |
| <i>Density:</i>                | 268 inhabitants / sq. km.  | 35   | 487 | 55 inhabitants / sq. km.   |
| <i>Gross Domestic Product:</i> | \$2.6 trillion             | 6    | 3.2 | \$79 trillion              |
| <i>GDP per capita:</i>         | \$38,995                   | 33   | 364 | \$10,710                   |
| <i>Purchase Power Parity:</i>  | \$43,600                   | 35   | 257 | \$16,976                   |
| <i>Budget:</i>                 | \$1.1 trillion             | 6    | 4.2 | \$26 trillion              |
| <i>Military Budget:</i>        | \$56 billion               | 7    | 3.2 | \$1.7 trillion             |
| <i>Imports:</i>                | \$603 billion              | 5    | 3.7 | \$16 trillion              |
| <i>Exports:</i>                | \$437 billion              | 9    | 2.6 | \$17 trillion              |
| <b>Forecast 2025</b>           |                            |      |     |                            |
| <i>Population:</i>             | ▼ 15 million               | 70   | 0.2 | ▼ 6.9 billion              |
| <i>Density:</i>                | ▼ 59 inhabitants / sq. km. | 103  | 116 | ▼ 51 inhabitants / sq. km. |
| <i>Gross Domestic Product:</i> | ▼ \$197 billion            | 47   | 0.3 | ▼ \$65 trillion            |
| <i>GDP per capita:</i>         | ▼ \$13,602                 | 59   | 144 | ▼ \$9,421                  |
| <i>Purchase Power Parity:</i>  | ▼ \$9,068                  | 98   | 78  | ▼ \$11,634                 |
| <i>Military Budget:</i>        | ▼ \$1.4 billion            | 69   | 0.1 | ▼ \$1.2 trillion           |



|    | Country  | Population                       | GDP ▼                          | Mil. Exp.                | PPP                    |
|----|--|----------------------------------|--------------------------------|--------------------------|------------------------|
| 1  |  <a href="#">China</a>                    | ▼ 1,358,440,000<br>1,380,000,000 | ▲ \$16,967,051<br>\$11,940,000 | ▲ \$309,528<br>\$226,000 | ▲ \$17,843<br>\$16,600 |
| 2  |  <a href="#">India</a>                    | ▲ 1,341,720,000<br>1,280,000,000 | ▲ \$5,124,297<br>\$2,440,000   | ▲ \$110,071<br>\$59,280  | ▼ \$5,456<br>\$7,200   |
| 3  |  <a href="#">Russia</a>                   | ▼ 141,830,780<br>142,260,000     | ▲ \$4,324,406<br>\$1,470,000   | ▲ \$186,146<br>\$79,000  | ▲ \$43,557<br>\$27,900 |
| 4  |  <a href="#">Japan</a>                    | ▼ 103,047,280<br>126,450,000     | ▼ \$3,050,260<br>\$4,880,000   | ▼ \$17,808<br>\$45,380   | ▼ \$23,593<br>\$42,700 |
| 5  |  <a href="#">Brazil</a>                   | ▲ 210,314,920<br>207,350,000     | ▲ \$2,813,100<br>\$2,080,000   | ▲ \$37,598<br>\$27,460   | ▼ \$15,412<br>\$15,500 |
| 6  |  <a href="#">United States of America</a> | ▼ 99,553,100<br>326,620,000      | ▼ \$2,445,124<br>\$19,360,000  | ▼ \$32,061<br>\$637,000  | ▼ \$16,374<br>\$59,500 |
| 7  |  <a href="#">Indonesia</a>                | ▲ 267,136,480<br>260,580,000     | ▲ \$1,826,198<br>\$1,011,000   | ▲ \$14,284<br>\$8,890    | ▼ \$9,766<br>\$12,400  |
| 8  |  <a href="#">Mexico</a>                   | ▲ 124,717,740<br>124,570,000     | ▲ \$1,315,800<br>\$1,140,000   | ▼ \$6,123<br>\$6,610     | ▼ \$13,724<br>\$19,500 |
| 9  |  <a href="#">Italy</a>                    | ▼ 43,760,260<br>62,140,000       | ▼ \$1,310,580<br>\$1,920,000   | ▼ \$12,942<br>\$28,990   | ▼ \$21,600<br>\$38,000 |
| 10 |  <a href="#">France</a>                   | ▼ 39,114,580<br>67,100,000       | ▼ \$1,077,685<br>\$2,570,000   | ▼ \$10,761<br>\$58,080   | ▼ \$18,368<br>\$43,600 |
| 11 |  <a href="#">Canada</a>                   | ▼ 26,315,760<br>35,620,000       | ▼ \$1,051,840<br>\$1,640,000   | ▼ \$6,375<br>\$16,200    | ▼ \$25,208<br>\$48,100 |
| 12 |  <a href="#">South Korea</a>              | ▼ 37,092,820<br>51,180,000       | ▼ \$892,900<br>\$1,530,000     | ▼ \$13,722<br>\$41,000   | ▼ \$20,902<br>\$39,400 |
| 13 |  <a href="#">Netherlands</a>             | ▼ 16,809,740<br>17,080,000       | ▲ \$858,167<br>\$824,500       | ▲ \$9,670<br>\$9,640     | ▼ \$47,451<br>\$53,600 |
| 14 |  <a href="#">Pakistan</a>               | ▲ 218,871,280<br>204,920,000     | ▲ \$825,648<br>\$278,900       | ▲ \$26,016<br>\$9,900    | ▼ \$5,389<br>\$5,400   |
| 15 |  <a href="#">Iran</a>                   | ▼ 81,976,680<br>82,020,000       | ▲ \$822,021<br>\$427,700       | ▲ \$18,629<br>\$11,490   | ▼ \$14,325<br>\$20,000 |
| 16 |  <a href="#">Thailand</a>               | ▼ 64,978,140<br>68,410,000       | ▲ \$788,386<br>\$437,800       | ▲ \$11,273<br>\$6,570    | ▼ \$17,333<br>\$17,800 |
| 17 |  <a href="#">Turkey</a>                 | ▼ 71,556,440<br>80,840,000       | ▼ \$781,172<br>\$841,200       | ▼ \$9,826<br>\$14,550    | ▼ \$11,653<br>\$26,500 |



## Donald Ratch YouTube Channel



[https://youtu.be/CfejBpD\\_wm4](https://youtu.be/CfejBpD_wm4)

kritzingerx24 YouTube Channel



<https://youtu.be/MAAHgAuti84>

kritzingerx24 YouTube Channel



<https://youtu.be/MAAHgAuti84>

## Fox News YouTube Channel

▶ PAJU, SOUTH KOREA



**EXCLUSIVE & UNSEEN PORTION OF THE TRUMP INTERVIEW**

• **TUCKER CARLSON** tonight •

<https://youtu.be/Ud7cE6FozPo>



Fox News YouTube Channel




<https://youtu.be/Ud7cE6FozPo>

# Fox News YouTube Channel



[https://youtu.be/uXmQHwmNa\\_4](https://youtu.be/uXmQHwmNa_4)

Fox News YouTube Channel



[https://youtu.be/uXmQHwmNa\\_4](https://youtu.be/uXmQHwmNa_4)

Subscribe

# Fox News YouTube Channel



**NYT: PENTAGON'S UFO UNIT TO RELEASE SOME FINDINGS**

THE TRUTH IS OUT THERE?

[https://youtu.be/uXmQHwmNa\\_4](https://youtu.be/uXmQHwmNa_4)

# Fox News YouTube Channel



**NYT: PENTAGON'S UFO UNIT TO RELEASE SOME FINDINGS**

**TUCKER CARLSON tonight**

[https://youtu.be/uXmQHwmNa\\_4](https://youtu.be/uXmQHwmNa_4)

## Fox News YouTube Channel



▶ U.S. DEPARTMENT OF DEFENSE



**NYT: PENTAGON'S UFO UNIT TO RELEASE SOME FINDINGS**

THE TRUTH IS OUT THERE?

[https://youtu.be/uXmQHwmNa\\_4](https://youtu.be/uXmQHwmNa_4)

07/28/2020

## Bavaria: Huge crop circle sign attracts hundreds of onlookers

In Bavaria, a huge crop circle sign has appeared in a field near Lake Ammersee.



Is it art, a prank or even a mystical work? In Pähl am Ammersee in Upper Bavaria, a huge crop circle was pressed into a wheat field, which impresses with its accurate shapes and symmetry. Who created the structure and when in Georg Steingruber's field is also a mystery to the farmer, as he said. He discovered the circle on Sunday. Now many onlookers and esoteric fans come to Pähl.

For Steingruber, the visitors who also want to find positive energies in the field are not a big problem in themselves - as long as they don't park wildly and march across country. "I can hardly harvest anything from the field anyway," said the 35-year-old. "You can show the work of art there." However, the Weilheim-Schongau district office also got in touch and asked him, as the supposed organizer, to pay attention to distance rules. In the meantime this has been clarified, said a spokesman for the district office: "Mr. Steingruber has informed us that he does not act as an organizer, so the visitors themselves are responsible for complying with the contact restrictions in public spaces. The police may check it out from time to time."

**The Augsburg Allgemeine reports that crop circles have been forming in the region around the Ammersee for years. It is noteworthy that there is an important earth station for communications satellites in the region .**

[https://deutsche-wirtschafts-nachrichten.de/505468/Bayern-Riesiges-Kornkreiszeichen-lockt-hunderte-Schaulustige-an?utm\\_content=link\\_15&utm\\_medium=email&utm\\_campaign=dwn\\_telegramm&utm\\_source=mid364&f\\_tid=7815ca7bc15b4c29b9653969ea09b18c](https://deutsche-wirtschafts-nachrichten.de/505468/Bayern-Riesiges-Kornkreiszeichen-lockt-hunderte-Schaulustige-an?utm_content=link_15&utm_medium=email&utm_campaign=dwn_telegramm&utm_source=mid364&f_tid=7815ca7bc15b4c29b9653969ea09b18c)



[https://en.wikipedia.org/wiki/Georgia\\_Guidestones](https://en.wikipedia.org/wiki/Georgia_Guidestones)

## Georgia Guidestones



### Inscriptions [\[edit\]](#)

A message consisting of a set of ten guidelines or principles is engraved on the Georgia Guidestones<sup>[8]</sup> in eight different languages, one language on each face of the four large upright stones. Moving clockwise around the structure from due north, these languages are: [English](#), [Spanish](#), [Swahili](#), [Hindi](#), [Hebrew](#), [Arabic](#), [Traditional Chinese](#), and [Russian](#).

1. Maintain humanity under 500,000,000 in perpetual balance with nature.
2. Guide reproduction wisely — improving fitness and diversity.
3. Unite humanity with a living new language.
4. Rule passion — faith — tradition — and all things with tempered reason.
5. Protect people and nations with fair laws and just courts.
6. Let all nations rule internally resolving external disputes in a world court.
7. Avoid petty laws and useless officials.
8. Balance personal rights with social duties.
9. Prize truth — beauty — love — seeking harmony with the infinite.
10. Be not a cancer on the Earth — Leave room for nature — Leave room for nature.





BY [NADIA DRAKE](#)

| SCIENCE |

## New object beyond Pluto hints at mysterious 'Planet X'

The [solar system](#)'s retinue of known, faraway worlds has gained another member: a small, icy body that takes 40,000 years to plod once around the sun, traveling farther away from our home star than all known solar system objects except for comets. The last time 2015 TG387 was anywhere within whispering distance of the sun, mammoths and cave bears trampled Eurasian grasses, and modern humans were crafting tools from stone.

Called 2015 TG387 (and nicknamed the Goblin), the world is likely spherical and about as wide as the state of Massachusetts. And—like a handful of other distant solar system inhabitants—its orbital behavior might signal the presence of an unseen Planet X lurking in the distant outer dominions of the solar system.

<https://www.nationalgeographic.com/science/2018/10/news-solar-system-object-pluto-planet-x-sun-space/>



Alice A. Bailey 2025 Hierarchy will manifest

## THE EXTERNALISATION OF THE HIERARCHY

BY

ALICE A. BAILEY

COPYRIGHT 1957 © BY LUCIS TRUST

COPYRIGHT RENEWED 1985 © LUCIS TRUST

Thus a great and new movement is proceeding and a tremendously increased interplay and interaction is taking place. This will go on until A.D. 2025. During the years intervening between now and then very great changes will be seen taking place, and at the great General Assembly of the Hierarchy—held as usual every century—in 2025 the date in all probability will be set for the first stage of the externalisation of the Hierarchy. The present cycle (from now until that date) is called technically "The Stage of the Forerunner". It is preparatory in nature, testing in its methods, and intended to be revelatory in its techniques and results. You can see therefore that Chohans, Masters, initiates, world disciples, disciples and aspirants affiliated with the Hierarchy are all at this time passing through a cycle of great activity.

## THE EXTERNALISATION OF THE HIERARCHY

BY

ALICE A. BAILEY

COPYRIGHT 1957 © BY LUCIS TRUST

COPYRIGHT RENEWED 1985 © LUCIS TRUST

Today, human beings as a whole are so loudly invocative that the entire trend of the life of the Hierarchy and its plans to date have been subjected to change, to postponement as far as certain interior and purely hierarchical determinations are concerned, and to a hastening of certain plans which were slated (if I may use such a word) to take place several centuries later than this but which—owing to the unexpected preparedness of humanity—can take place, not prematurely really, but securely and in the fullness of time; this fullness of time, as regards the particular planning with which we are dealing, is from now until the year 2025 A.D.—a brief period of time indeed in which to see the consummation of the larger purpose of the planetary Logos, working through the three major centres within His body of manifestation. This purpose was threefold in nature:

I have made this practical application and this immediate illustration of teaching anent glamour, illusion and maya because the whole world problem has reached a crisis today and because its clarification will be the outstanding theme of all progress—educational, religious and economic—until 2025 A.D.

## MR No. 614 - Secret Societies and Confederacies

As we near the close of time, there will be greater and still greater external parade of heathen power; **heathen deities will manifest their signal power**, and will exhibit themselves before the cities of the world, and this delineation has already begun to be fulfilled. By a variety of images the Lord Jesus represented to John the wicked character and seductive influence of those who have been distinguished for their persecution of God's people. All need wisdom carefully to search out the mystery of iniquity that figures so largely in the winding up of this earth's history

This terrible picture, drawn by John to show how completely the powers of earth will give themselves over to evil, should show those who have received the truth how dangerous it is to link up with secret societies or to join themselves in any way with those who do not keep God's commandments. {14MR 152.2}